

E³UDRES²

Engaged and Entrepreneurial European University as
Driver for European Smart and Sustainable Regions

4.3 3 I-R&Di Digital Platforms

Work Package 4

June 2021

Authors: WP4 members (IPS)



Disclaimer

The content of this report represents the views of the author only and is his/her sole responsibility. The European Commission and the Agency do not accept any responsibility for use that may be made of the information it contains.

Overview

Deliverable nr.	Deliverable name	Person responsible	Corresponding HEI
D 4.3	3 I-R&Di Digital Platforms	WP4 members	IPS

Table of contents

1. E ³ UDRES ² internal workspace	5
2. E ³ UDRES ² Website	5
ANNEX I.....	8

Brief summary

In this document it is presented the digital platforms that enable virtual collaboration within each I-R&Di network (confidential) and dissemination of the main outputs of the project to the general public, as well as to the internal and external stakeholders who aim to get involved in the project (public): MS Teams and the project website.

MS Teams was selected for internal collaboration because it is a ready-made, well-demonstrated solution to which all project members already had access to at their institutions, ensuring a quick start of WP4 work and effective communication and co-creation by our cross-border team.

On the other hand, the eudres.com website is a living platform that will undergo continuous updates and upgrades, responding to the needs of the project as they arise (during and after this 3-years funding period). The next upgrade to the website was commissioned by the WP4 and aims to streamline and enhance our ability to reach and attract internal and external stakeholders to collaborate in our community-based (citizen science) research projects.

1. E³UDRES² internal workspace

MS teams has been used since the beginning of the project as a collaborative workspace where all researchers, as well as the WP4 coordination team, share documents and hold meetings. The project's Team is hosted by STPUAS MS Teams. Our channel is named „WP4 – Researchers“ and it is currently organized into 10 main folders (see Fig. 1), of which the first three are mostly managed by the 3 research networks, fed with files that result from their ongoing work and it contains the corresponding banks of researchers, stakeholders and students. The other folders contain materials that support the work of the researchers and are mostly fed by the WP4 coordination.

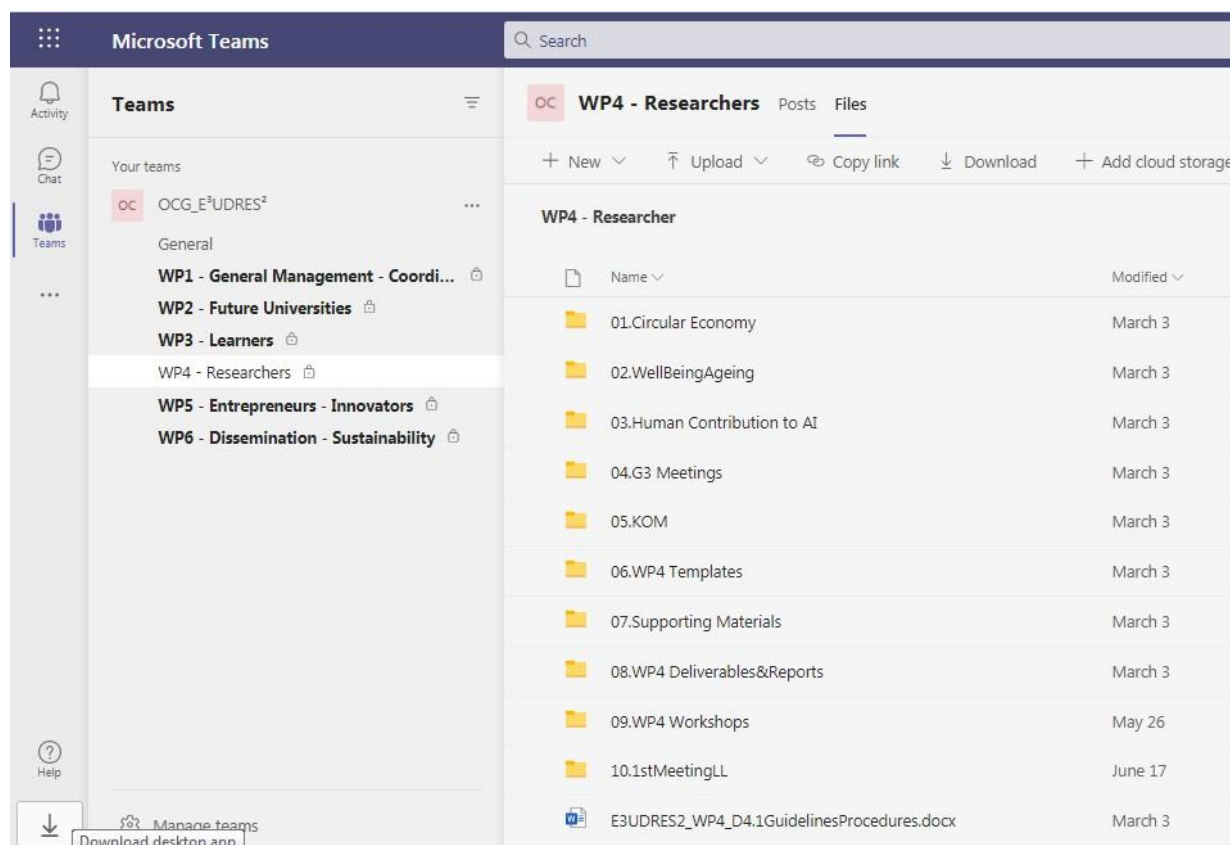


Figure 1 – Organization of WP4 online workspace on MS TEAMS.

2. E³UDRES² Website

The initial release of the E³UDRES² website¹ (the one that is currently online) is a static and simpler version of what we will have implemented in the medium-term. Together with the E³UDRES² presence in the social networks (Facebook, LinkedIn and Instagram), it served the main purpose of starting to raise awareness of the project among internal and external stakeholders², as well as general public, in its initial stages.

The new features that are being introduced to the website, by the agency commissioned by the Project Coordinators at STPUAS, were drafted by the WP4 Team, with the main purpose

¹ <https://www.eudres.eu/>

² Internal stakeholders: researchers, professors, students and technicians. External stakeholders: citizens, citizens' associations, companies, municipalities and other organizations.

of supporting engagement and communications with both internal and external stakeholders. Besides extending the website's capacity for dissemination of more specific content related with the different work packages, it will also allow to automatically feed the WP4 databases (banks of researchers, stakeholders, challenges and students/curricular units) because it will give the possibility to those different actors to register themselves and their research/academic profiles (for researchers, curricular units' coordinators and students) or challenges/problems (stakeholders and citizens/citizen scientists).

The new version of the website with these features incorporated will be online in August 2021.

Technical specifications of the new features being added to the website

The Content Management System (CMS) used for eudres.eu website is called Statamic. It is a very flexible Laravel + Git powered CMS, offering numerous modern functions and is a future-proof system for the intended website application. Here are a few features and benefits of Statamic provided by the Developers' Team:

Summary:

- Excellent page speed and SEO;
- Complete freedom of design and functions for the developers;
- Intuitive user interface in the control panel (for editors);
- The control panel offers great collaboration possibilities for editors (also for large teams), such as role-dependent permissions for the release of content, versioning, filtering and sorting of content, live preview, etc;
- Lean installation with maximum flexibility;
- Strong automation options and interface themes;
- Can be operated as a headless CMS.

Long version:

User interface for editors:

- Can be tailored exactly to the needs of clients and is not limited by the system;
- No unnecessarily complex user interface - only the information that is really relevant is visible.

File-based CMS and versioning via Git:

- Easy to use without a database and very good versioning (every comment is versioned);
- Very good performance, as the database is not "cluttered" by backups.

Developer-friendly:

- Any web developer who is familiar with the Statamic documentation can make changes to the website, extend it, etc. within a short time;
- Generally easy to extend, especially with regard to interfaces and individual functions;
- Can be equipped with a database if required (which we would not recommend, as this makes versioning [see above] more difficult);

Complete freedom of design:

- Everything that is possible on the web can be implemented in the frontend of websites with Statamic;
- No limitations due to the system or theme.

References (well-known statamic users):

- DER SPIEGEL (one of the biggest German news magazines);

- Asana (leading project management tool worldwide);
- FreshBooks (great online accounting tool).

Statamic is a REAL content management system:

- It is a CMS that can be used not only for websites;
- Can be operated as a headless CMS and is therefore future-proof;
- Can easily juggle data out-of-the-box (e.g. display of content [e.g. events] in list views, which can be searched, sorted and filtered).

Annex I shows examples of layouts of I-R&Di Digital Platforms dedicated to each networks, with the different banks (Challenges, Researchers, Stakeholders and Students).

ANNEX I

Plans for the new layout of the website:

EUDRES

Consortium

Team

Researchers

Stakeholders

Students

News & Events

Contact


EUDRES RESEARCHERS | Circular Economy

- This is visible to anyone in the website



- Make CV appear when hovering over the picture
- Put EUDRES symbol when someone doesn't give photo.

EUDRES RESEARCHERS | IB&A



- Make CV appear when hovering over the picture
- Put EUDRES symbol when someone doesn't give photo.

EUDRES RESEARCHERS | HCtAI



- Make CV appear when hovering over the picture
- Put EUDRES symbol when someone doesn't give photo.

- BANK OF RESEARCHERS**
- This "reserve list of researchers" is **not visible** in the website
 - Only visible to people who registers in the website from our institutions (all community).

- BANK OF RESEARCHERS**
- This “reserve list of researchers” is **not visible** in the website
 - Only visible to people who registers in the website from our institutions (all community).

Name	Institution	Position	Research Areas	Projects

- Make CV appear when hovering over each line
- With permission, researcher from partner institutions can add themselves to the table, by clicking this button – a window for depositing their CV appears
- After being selected by an I-R&Di group and having accepted, the line disappears and a new photo (with CV) is added to the group team

ADD RESEARCHER

Permissions associated to logins:


Permission 1 – All community inside the partner HEIs

Permission 2 – WP4 Leader and I-R&Di networks leaders (CE. WB&A, HCtAI)

Templates associates to the next slide:

By clicking each researcher picture in the “Wall of fame” (any person) or by clicking in the researchers name at the Bank of Researchers (by people with permission 1 and 2, the following “CV” appears (to any person)

By clicking in the “add researcher” button at the bank of researchers (by people with permission 1), the same template appears, with slight differences:



Introduce photo

Introduce your name

Introduce your HEI

Preferred area(s):

- Circular Economy
- Well being & Ageing
- Human Contribution to AI

POSITION

Σ Researcher

MAIN AREAS OF RESEARCH

Σ XXX
Σ XXXX
Σ XXXX
Σ XXXX

ACADEMIC BACKGROUND

Σ XXX
Σ XXXX

RESEARCH PROJECTS/EXPERIENCE

Σ XXX
Σ XXX
Σ XXX
Σ XXX
Σ XXX

E-mail address

Invited to join the following I-R&D group

CE WB&A HCtAI

Researcher Consent

CE WB&A HCtAI N/A

- The researcher can fill all areas except the two last ones (that appear in lighter colours).
- After filling this form, **a new line is automatically generated at the bank of researchers** (imports data from this form) and the corresponding CV can be accessed by anyone (permission 2 or 3) who clicks the line (sees the same template as the “wall of fame” one).
- **I-R&D network leaders** (permission 3) can click at the Bank of Researcher line and see the previous form, with no possibility to change the already introduced data, but with the “invited to join the following I-R&D group “ active. If they are interested in this researcher, they shall put a cross in the corresponding I-R&D network.
- A researcher can be selected by more than one line. Each time he/her are selected, receive a notification by e-mail, asking to come and accept or reject. When entering this page after this, the last button “Research Consent” is active (but only the groups he was invited to). When accepting one, his line disappears at the “bank or researchers” and his photo appears at the corresponding Wall of Fame (and his/her photo becomes linked to his/her CV, as all the other researches that were already there).

I-living Labs for Learners

I-R&D Projects

I-cubator



Enter your challenge here!

EU3DRES CHALLENGES | Circular Economy

- Anyone can click one of the 3 buttons (yellow) to see the corresponding challenges (being tackled under WP3, WP4 or WP5)



- Make info appear when hovering over the picture: abstract of the challenge

EU3DRES CHALLENGES | WB&A



- Make info appear when hovering over the picture: abstract of the challenge

EU3DRES CHALLENGES | HCtAI



- Make info appear when hovering over the picture: abstract of the challenge

- This is **not visible** in the website
- Reserve list of challenges

BANK OF CHALLENGES

Only visible to WP leaders and networks coordinators

Challenge Name	Stakeholder	Logo	Country	Area (CE, WB&A or HCtAI)	Pick this challenge

- By clicking “add challenge” the following form appears to be filled out (by the stakeholders or by project members on behalf of stakeholders). Automatically this info goes to the bank of challenges (table).
- They only move to the “Wall of challenges” (visible to anyone in the website) after being selected by a project’s team.

ADD CHALLENGE


Challenge

Eco-friendly natural T-Cork stopper

Stakeholder

A.J. Flórido

Logo



Country

Portugal

Natural cork stoppers are the seals by excellency for wines and liquors. Capsulated natural cork stoppers (T-Corks) are important elements that add value to the most distinguished Port wine and Madeira Island Sherry wines, together with other high quality liquors and spirit drinks. Nowadays, the cork stoppers’ market demands for strict compliance with ecological and environmental trends, depreciating products whose components have plastic origin. How can we innovate for an eco-friendly natural T-Cork stopper?

AREA(S) CE WB&A HCtAI

How to be explored i-living lab for learners Research topic Innovation I don't know

E-mail address

Invited to be explored on

Stakeholder Consent

XXXXXX@XXXXXX

CE WB&A HCtAI

learners researchers entrepreneurs

Yes

Invisible: detailed description (challenge)
Attached documents, if necessary

- The bank of CHALLENGES table is a “reserve list”. These challenges can be selected for WP3, WP4 or WP5.

I-living Labs for Learners

I-R&D Projects

I-cubator



Enter your class here!

- Anyone can click each of the 3 buttons (yellow) to see the corresponding challenges (being tackled under WP3, WP4 or WP5)

EU³DRES STUDENTS | Circular Economy

Class name HEI icon (the names and info on the students/classes involves appearing when hovering over here)					
---	--	--	--	--	--

- Make info appear when hovering over the picture: institution, programme, course, year. A list of the students involved.

EU³DRES STUDENTS | WB&A

Class name HEI icon (the names and info on the students/classes involves appearing when hovering over here)					
---	--	--	--	--	--

- Make info appear when hovering over the picture: institution, programme, course, year. A list of the students involved.

EU³DRES STUDENTS | HCtAI

Class name HEI icon (the names and info on the students/classes involves appearing when hovering over here)					
---	--	--	--	--	--

- Make info appear when hovering over the picture: institution, programme, course, year. A list of the students involved.

- This is **not visible** in the website
- Reserve list of challenges

BANK OF STUDENTS (CLASSES)

- This is **not visible** in the website
- Reserve list of challenges

Classe	Institution/ Country	Responsible	Course name/Course type	Year/Semester	Summary/Topics
Introduction to Biotechnology	IPS	Professor xxx	Biotechnology	1st/1st	

- Make **course form** (below) appear when hovering over each line
- With permission, people from partner institutions can add courses to the table, by clicking this button – a window for depositing their CV appears (and a line in the table is automatically fullfilled)
- After being selected by a WP being accepted by the responsible for the course, line disappears and a new square (with link to the filled form) is added to the group team

ADD CLASS

Class	Introduction to Biotechnology	Year	1st
Course	Biotechnology	Semester	1st
Degree	Undergraduate programme	Duration	Xx/xx/xx to yy/yy/yy
HEI	IPS	AREA	Circular Economy
Responsible	NAME: xxx	EMAIL: xxx	

SUMMARY/TOPICS/NOTES

1-Definition of biotechnology.
 2- Areas in biotechnology.
 3-Biotechnology products.
 4- Historical aspects.
 5-Comparison of biological and chemical processes.
 6- Careers in Biotechnology.
 7-Bioethics: Ethical questions raised by the development of genetics and biotechnology. Genetic modified organisms (GMO) and biotechnological Agriculture. Ethics and biotechnology industries. Ethical questions associated to genetics and biotechnology in different cultures and religions. v

Project/group work/....

1 -
 2 - Duration

E-mail address

XXXXXX@XXXXXX

Invited to be explored on

CE WB&A HCtAI
 learners researchers entrepreneurs

Responsible for the class Consent

Yes

I-R&D Projects


I-cubator



Enter your name here!

EUDRES STUDENTS | Circular Economy



Students picture and info
(for students that are involved in the project independently)



- Make info appear when hovering over the picture: institution, programme, course, year. A list of the students involved.

EUDRES STUDENTS | WB&A


Students picture and info
(for students that are involved in the project independently)



- Make info appear when hovering over the picture: institution, programme, course, year. A list of the students involved.

EUDRES STUDENTS | HCtAI

Students picture and info
(for students that are involved in the project independently)



- Make info appear when hovering over the picture: institution, programme, course, year. A list of the students involved.

- This is **not visible** in the website
- Reserve list of students (e.g. for research internships or thesis)

BANK OF STUDENTS

Name	Institution/Country	Course name/Course type	Year/Semester	Availability to work on the project (duration)

ADD STUDENT



Name	XXX	Email	1st
Course	Biotechnology	Year	1st
Degree	Undergraduate programme	Availability	Xx/xx/xx to yy/yy/yy
HEI	IPS	???	???

INTERESTS

Preferred area(s):

- **Circular Economy**
- **Well being & Ageing**
- **Human Contribution to AI**

Preferred projects(s):

- **Living labs**
- **Research projects**
- **Innovation projects (I-cubator)**

E-mail address	XXXXXX@XXXXXX					
Invited to work on	CE <input type="checkbox"/>	WB&A <input type="checkbox"/>	HCTAI <input type="checkbox"/>	learners <input type="checkbox"/>	researchers <input type="checkbox"/>	entrepreneurs <input type="checkbox"/>
Student Consent	CE <input type="checkbox"/>	WB&A <input type="checkbox"/>	HCTAI <input type="checkbox"/>	learners <input type="checkbox"/>	researchers <input type="checkbox"/>	entrepreneurs <input type="checkbox"/>
						N/A <input type="checkbox"/>